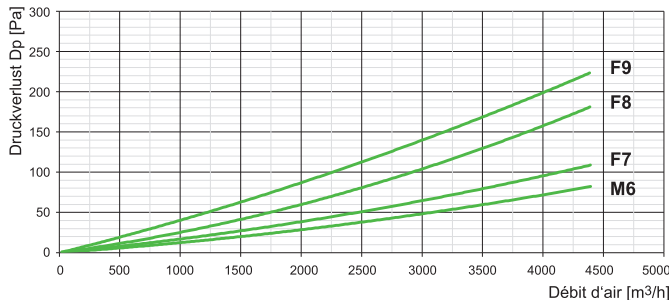


Courbes des pertes de charge

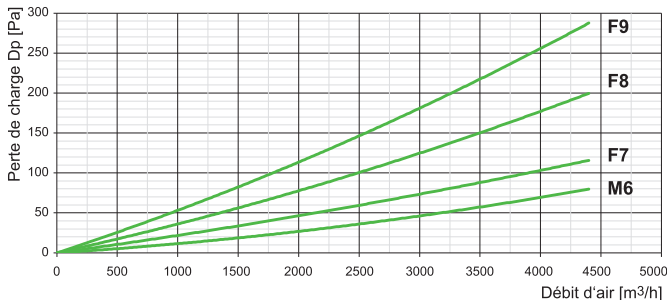
SynaWave® FW: T = 580 mm
 SynaWave® KW: T = 450 mm
 SynaWave® FXW: T = 360 mm

Exécution avec 10, 8, 6 poches (Grandeur de base 610)
 dans les classes M6, F7, F8, F9 selon FprEN779:2011

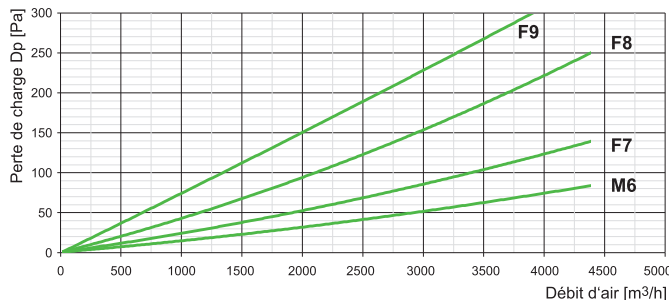
SynaWave FW – 10 poches



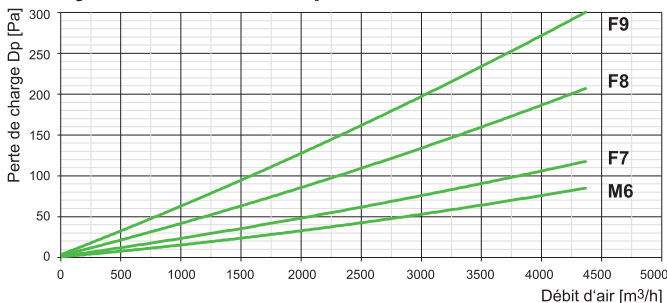
SynaWave FW – 8 poches



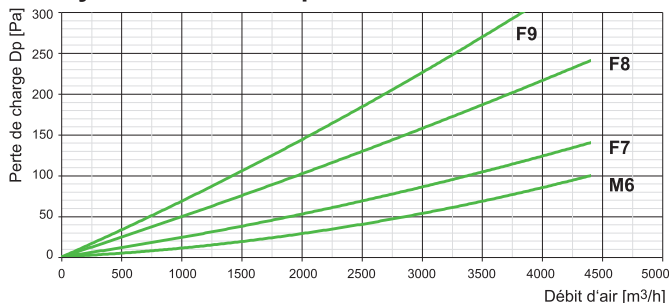
SynaWave FW – 6 poches



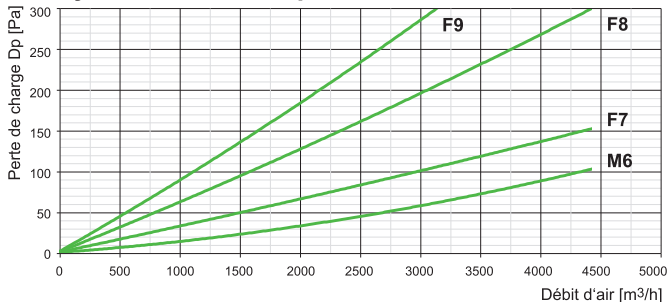
SynaWave KW – 10 poches



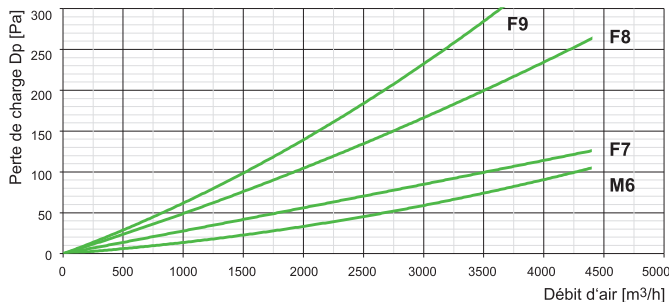
SynaWave KW – 8 poches



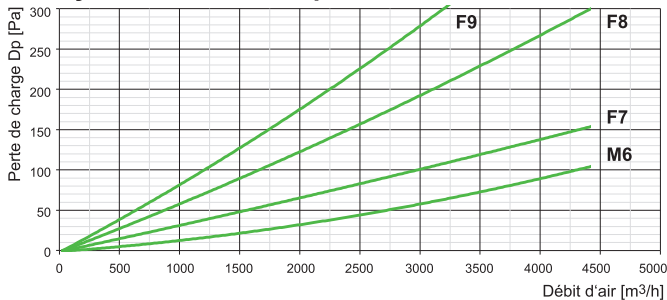
SynaWave KW – 6 poches



SynaWave FXW – 10 poches



SynaWave FXW – 8 poches



SynaWave FXW – 6 poches

